



# J-TECH DIGITAL®

## USER MANUAL



DAISY CHAIN HDMI OVER COAXIAL EXTENDER  
JTD-2860 | JTECH-EXC900

J-TECH DIGITAL INC  
12803 PARK ONE DRIVE  
SUGAR LAND, TX 77478  
TEL: 1-888-610-2818

**HDMI™**  
HIGH-DEFINITION MULTIMEDIA INTERFACE



E-MAIL: [SUPPORT@JTECHDIGITAL.COM](mailto:SUPPORT@JTECHDIGITAL.COM)

## I. Introduction

The J-Tech Digital JTECH-EXC900 is designed to extend an HDMI source signal over coaxial cable. With the device's strong resistance to interference and excellent image quality, the JTECH-EXC900 can be used in a wide array of applications including CCTV, extension to outdoor displays, hospitality, airports and digital signage.

## II. Features

- Transmits HDMI signals up to 1640 ft over RG6 | RG7 | RG11 coaxial cable (*Belden 1694A w/ 75Ω connectors recommended*)
- Supports HDMI resolutions up to 1080p 60Hz
- HDMI 1.4 & HDCP 1.4 Compliant
- Transmitter features local HDMI loop output
- Receiver features daisy chain coaxial output
- No signal loss or latency
- Supports PCM 48kHz audio format

### III. Product Interface

#### Transmitter



① HDMI In

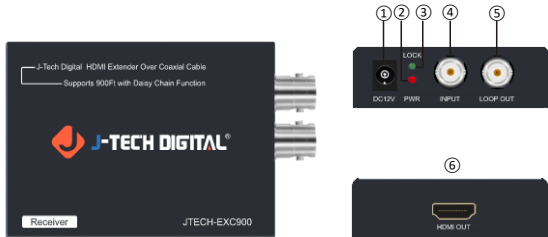
② HDMI Loop Out

③ DC In

④ Power Indicator

⑤ Coaxial Out

# Receiver



① DC In

④ Coaxial In

② Power Indicator

⑤ Coaxial Loop Out

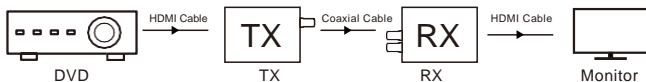
③ Signal Indicator

⑥ HDMI Out

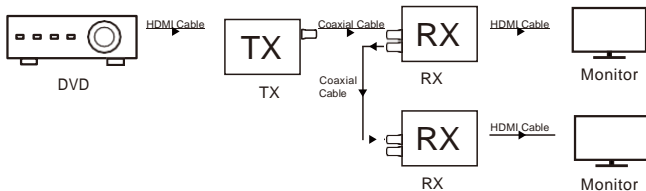
## IV. Connection Diagram

There are 2 connection modes for JTECH-EXC900.

### Mode 1 - Point to Point Connection



### Mode 2 - Daisy Chain Connection



## V. Package Contents

- 1 x JTECH-EXC900 Transmitter
- 1 x JTECH-EXC900 Receiver
- 2 x 12VC Power Adapter
- 1 x User Manual

### Notes:

1. This extender set requires both transmitter and receiver to work as intended.
2. One transmitter can feed signal to multiple receivers via daisy chain connection method and requires the purchase of additional receivers.
3. Please reset or disconnect and reconnect the power adapter of the transmitter unit if there is no audio at your display.

## **Warranty**

If your product does not work properly because of a defect in materials or workmanship, J-Tech Digital (referred to as "the warrantor") will, for the length of the period indicated as below, (Parts (1) Year) which starts with the date of original purchase ("Limited Warranty period"), at its option either(a) repair your product with new or refurbished parts, or (b) replace it with a new or a refurbished product. The decision to repair or replace will be made by the warrantor. During the "Parts" warranty period, there will be no charge for parts. You must mail-in your product during the warranty period. This Limited Warranty is extended only to the original purchaser and only covers product purchased as new. A purchase receipt or other proof of original purchase date is required for Limited Warranty service.

## **Maintenance**

Clean this unit with a soft, dry cloth. Never use alcohol, paint thinner or benzene to clean this unit.

## **Extended Warranty**

With the registration of supported J-Tech Digital products, you extend the current warranty by 6 months. This extension is added to the warranty that starts at the purchase date of the device supported. Total product warranty with the extended period will equate to a total of 18 months of warranty from the date of purchase.

For extended warranties to be accepted, all warranty extensions must be claimed within 30 days of purchasing the eligible J-Tech Digital product. Extensions attempted to be claimed outside of the 30-day window will not be accepted. Visit [www.itechdigital.com](http://www.itechdigital.com) to register your extended warranty.



[WWW.JTECHDIGITAL.COM](http://WWW.JTECHDIGITAL.COM)

PUBLISHED BY J-TECH DIGITAL, INC.

12803 PARK ONE DRIVE  
SUGAR LAND, TX 77478