




# J-TECH DIGITAL<sup>®</sup>

V1.0

## USER MANUAL



1080P 60HZ HDMI OVER ETHERNET EXTENDER W/ POC  
JTD-183 | JTDHDEX-1P



J-TECH DIGITAL INC.  
9807 EMILY LANE  
STAFFORD, TX 77477  
TEL: 1-888-610-2818

E-MAIL: [SUPPORT@JTECHDIGITAL.COM](mailto:SUPPORT@JTECHDIGITAL.COM)

Scan the QR code below, or visit <https://resource.jtechdigital.com/products/183> to view and access detailed digital resources regarding this unit.



## Table of Contents

1. Introduction.....	4
2. Features.....	4
3. Package Contents.....	4
4. Specifications.....	4
5. Panel Information.....	5
6. Connection and Operation.....	6
7. Using EDID Copy Function.....	6
8. Maintenance.....	7
9. Warranty.....	7
10. Mail-In Services.....	7
11. Limited Warranty Limits and Exclusions.....	7

## 1. Introduction

The JTDHDEX-1P HDMI over single ethernet extender is able to extend a 1080P audio/video signal up to 200ft. which is four times the transmission distance of a typical HDMI cable. The PoC (power over cable) function allows users to only use one power adapter between the transmitter and the receiver, making for a cleaner, clutter-free setup. This extender is viable in any installation, whether residential or commercial.

## 2. Features

- Extends 1080P signal up to 200ft. between the transmitter and receiver over a single IEEE-568B UTP cable (Cat5e/6/7)
- Receiver can be powered by transmitters via PoC
- Supports Deep Color up to 36-bit
- Lossless compressed digital audio; Dolby TrueHD, DTS-HD, Master Audio
- Transmit digital audio and video signals with zero signal loss
- Data transfer speed of 6.75Gbps
- EDID copy function for maximum compatibility

## 3. Package Contents

- (1) x Transmitter
- (1) x Receiver
- (1) x DC12V Power Adapter
- (1) x User Manual


## 4. Specifications

Operating Temperature Range	-5° ~ 35°C   23° ~ 95°F
Operating Humidity Range	5 to 90% RH (No condensation)
Input Video Signal	0.5 – 1.0V P-P
Input DDC Signal	12V p-p (TTL)
Video Format Support	Up to 1080P

Video Output	HDMI   HDCP 1.4
Audio Format Support	DTS-HD Master Audio, Dolby True-HD etc.
Transmission Distance	1080 8-bit 200ft. (Max) over single CAT5e/6 24AWG/Solid
Power Consumption	5W (Max)
Dimensions (L x W x H)	83mm x 48mm x 25mm 3.27" x 1.89" x 0.98"
Net Weight	250g   0.55 (Pair)

## 5. Panel Information

### Transmitter Panel




1. Status of signal connection
4. CAT-5E/6 output

2. HDMI input
5. Power input

3. EDID copy button

### Receiver Panel



1. Status of signal connection
4. CAT-5E/6 input

2. HDMI output
5. Power input

3. Status of power input

## 6. Connection and Operation

- Connect the HDMI signal source to the transmitter's HDMI input port
- Connect an ethernet cable between the transmitter and the receiver's ethernet ports (The cable must follow the standard of EIA-TIA 568B)
- Connect an HD display to the HDMI output port of the receiver

## 7. Using EDID Copy Function

If you are experiencing issues with your HDMI extender and are not seeing an image on your display, it could be caused by an incompatibility between your source and the extender. However, there is a very simple solution to this problem, and it lies within the EDID copy function of the JTDHDEX-1P.

Follow these steps for EDID copy function:

1. First, connect the Transmitter of the extender to an HDMI input port on your TV, projector, monitor, or other display.
  - Next, hold down the EDID copy button for about 5 seconds
  - Once you have pressed the button long enough, make sure to turn the extender off so that the information can be saved onto the transmitter
2. Now, simply reconnect your transmitter back to your source and the extender will now pass the EDID information copied from your display!

\*Note: You can also erase previously saved EDID information, in case you plan on using this extender on a different display. Follow this next step to erase the stored EDID information:

- Disconnect the HDMI cable from the transmitter, and hold down the EDID copy button for about 3-5 seconds (the red LED should flash for a few seconds then become static, or stop flashing). Once again, simply power down the transmitter and all of the previously saved EDID information will be gone from the extender.

## 8. Maintenance

Clean this unit with a soft, dry cloth. Never use alcohol, paint thinner, or benzene to clean.

## 9. Warranty

If your product does not work properly because of a defect in materials or workmanship, our company (referred to as "the warrantor") will, for the length of the period indicated as below, "Parts and Labor (1) Year", which starts with the date of original purchase ("Limited Warranty period"), at its option either (a) repair your product with new or refurbished parts, or (b) replace it with a new or a refurbished product.

The decision to repair or replace will be made by the warrantor.

During the "Labor" limited warranty period, there will be no charge for labor. During the "Parts" warranty period, there will be no charge for parts. You must mail-in your product during the warranty period. This Limited Warranty is extended only to the original purchaser and only covers products purchased as new. A purchase receipt or other proof of original purchase date is required for Limited Warranty service.

## 10. Mail-In Service

When shipping the unit, carefully pack and send it prepaid, adequately insured, and preferably in the original carton. Include a letter detailing the complaint and provide a day time phone and/or email address where you can be reached.

## 11. Limited Warranty Limits and Exclusions

This Limited Warranty ONLY COVERS failures due to defects in material or workmanship, and DOES NOT COVER normal wear and tear or cosmetic damage. The Limited Warranty ALSO DOES NOT COVER damages which occurred in shipment, or failures which are caused by products not supplied by warrantor, or failures which result from accidents, misuse, abuse, neglect, mishandling, misapplication, alteration, faulty installation, set-up adjustments, mis-adjustment of consumer controls, improper maintenance, power line surge, lightning damage, modification, or service by anyone other than a Factory Service center or other Authorized Servicer, or damage that is attributed to acts of God.

There are no express warranties except as listed under "Limited Warranty Coverage". The warrantor is not liable for incidental or consequential damages resulting from the use of this product or arising out of any breach of this warranty. (As examples, this excludes damages for lost time, cost of having someone remove or re-install an installed unit if applicable, travel to and from the service, loss of or damage to media or images, data or other recorded content. The items listed are not exclusive but are for illustration only). Parts and service, which are not covered by this limited warranty, are your responsibility.



[WWW.JTECHDIGITAL.COM](http://WWW.JTECHDIGITAL.COM)

PUBLISHED BY J-TECH DIGITAL INC.

9807 EMILY LANE

STAFFORD, TX 77477

**TEL:** 1-888-610-2818

**E-MAIL:** [SUPPORT@JTECHDIGITAL.COM](mailto:SUPPORT@JTECHDIGITAL.COM)